



NATIONAL STOCKING PROGRAM

nsp guide





Just think of this as your showroom in a book.

Inside, you will find numerous workplace furniture solutions — seating, desks, files, tables and accessories — all at different price points — **and all in stock for immediate delivery!**

While we offer many additional products in a wide array of styles and colors, every item shown in this guide can be delivered to you in as little as a few days. Each product is listed with the model number and stocked textile(s) and/or finish(es).

Whether you order a chair, a bank of files or a complete office, our network of dealers can provide you with whatever you need, when you need it... just ask!

lightning^{2 DAY}

Seating shown with this icon can be custom ordered in hundreds of textiles. Best of all, your finished product will ship from our factories in as little as 2 days! See pages 74-79 for more details.



When you see this symbol, the adjacent product is suitable for UPS shipment.



All Global products are protected by a comprehensive Lifetime Warranty. See page 72 for more details.



See page 80 for more details on product certifications and industry organizations.



Seating



- Alero 8
- Arno 37
- Arturo 35
- Aspen 17
- Citi 46-47
- Comet 44
- Concorde 33
- Drafting Stool Kits 27
- Duet 38-39
- Enterprise 32
- Global Accord 28-29
- Global Accord Mesh 4-5
- Goal 24-25, 27
- Graham 26
- Granada 22
- Graphic 13
- Loover 6-7
- Malaga 16
- Mallorca 18
- Popcorn 40-41
- Roma 12
- Sidero 45
- Softcurve 34
- Sonic 42-43
- Supra 31
- Supra X 23
- Synopsis 19, 30
- Tamiri 36
- Truform 20-21
- Truform TS 20-21, 27
- Tye 14-15, 27
- Vion 10-11
- Weev 9

Ergonomics 48-49

- Work & Task
- Mesh
- Management & Conference
- Multi-Purpose
- Lounge

Prestigious. Refined. Breathable.

Global Accord Mesh
Designed by Zoey Chu

Features



Breathable mesh back.



Polished aluminum arms with soft touch armrests.



Standard polished cast aluminum base.



Left to right: Global Accord Mesh 2676-4 High Back Tilter shown in Vue Mesh, Coal Black (VU19) and Urban, Beach Day (UR15). 2677-4 Medium Back Tilter in Vue Mesh, Coal Black (VU19) and Urban, Black Coal (UR22). 2676-4 High Back Tilter in Vue Mesh, Coal Black (VU19) and Urban, Granite Rock (UR20).



UR15 Beach Day



UR20 Granite Rock



UR22 Black Coal



Vue Mesh
VU19 Coal Black



2676-4
Mesh High Back Tilter
\$966

25w x 25d x 44h
Ergonomic Features: A, B, C, M, N, S (page 48) - Shown in Urban (UR15 Grade 3).



2677-4
Mesh Medium Back Tilter
\$928

25w x 25d x 37h
Ergonomic Features: A, B, C, M, N, S (page 48) - Shown in Urban (UR15 Grade 3).



see pages 28-29 for additional Global Accord models.



2676-4 High Back Tilter
Shown in Vue Mesh, Coal Black (VU19) and Urban, Granite Rock (UR20).



2677-4 Medium Back Tilter
Shown in Vue Mesh, Coal Black (VU19) and Urban, Granite Rock (UR20).

2Day Lightning Models - Global Accord Mesh

| | | | | | |
|--------|----------|--------|----------|--------|----------|
| 2676-2 | 2676LM-2 | 2676-4 | 2676LM-4 | 2677-2 | 2677LM-2 |
| 2677-4 | 2677LM-4 | 2678-6 | 2678LM-6 | | |

2Day Lightning is available in 5 Vue mesh colors




lightning ^{2 DAY}

In addition to this product being INstock and available now, you can customize many models in this series and have it shipped in as little as 2 business days! Listed are the model numbers available. See page 74-79 for fabric offering.

Sleek, trim, comfortable and innovative.

Loover

Features



Vue Mesh provides a flexible back that allows custom support for each user.



Armrests slide forward & back to accommodate both taller or smaller users.



Height Adjustable arms are standard on all Loover task chairs.



Width Adjustable Arms (WA) are standard on all Loover chairs.



UR15 Beach Day



UR20 Granite Rock



UR22 Black Coal



Vue Mesh
VU19 Coal Black



Left to right: Loover 2661-8 High Back Weight Sensing Synchro-Tilter shown in Urban, Beach Day (UR15) and Vue Mesh, Desert Sand (VU11). 2662-8 Medium Back Weight Sensing Synchro-Tilter shown in Urban, Granite Rock (UR20) and Vue Mesh, Coal Black (VU19).



2661-8
Mesh High Back Weight Sensing Synchro-Tilter
\$727

25.5w x 25d x 42.5h
Ergonomic Features: A, B, C, D, E, H, L, M, N, Q, R (page 48) - Shown in Urban (UR15 Grade 3).



2662-8
Mesh Medium Back Weight Sensing Synchro-Tilter
\$695

25.5w x 25d x 39.5h
Ergonomic Features: A, B, C, D, E, H, L, M, N, Q, R (page 48) - Shown in Urban (UR20 Grade 3).



2661-8 High Back Weight Sensing Synchro-Tilter Shown in Vue Mesh, Coal Black (VU19) and Urban, Beach Day (UR15).



2662-8 Medium Back Weight Sensing Synchro-Tilter Shown in Vue Mesh, Coal Black (VU19) and Urban, Beach Day (UR15).

2Day Lightning Models - Loover

| | | | | | |
|--------|--------|--------|--------|--------|--------|
| 2661-0 | 2661-3 | 2661-4 | 2661-8 | 2662-0 | 2662-3 |
| 2662-4 | 2662-8 | | | | |

2Day Lightning is available in 5 Vue mesh colors



lightning ^{2 DAY}

In addition to this product being INstock and available now, you can customize many models in this series and have it shipped in as little as 2 business days! Listed are the model numbers available. See page 74-79 for fabric offering.

Alero

Features



Lumbar can be moved up and down and in and out for a personal fit.



Arms are height adjustable and feature a 'sliding armcap' that can be moved to provide better support (GL).



Left to right: Alero 1961-3 High Back Multi-Tilter shown in Momentum Via, Galaxy (VA61). 1960LM-3 High Back Multi-Tilter with adjustable headrest shown in Leather, Graphite (477). 1961-4 High Back Tilter shown in Momentum Via, Galaxy (VA61).

INSTOCK JENNY

ups GREENGUARD level 3

JN02 Ebony


Black Mesh

1961-3
Mesh High Back Multi-Tilter
\$717

25w x 24.5d x 40.5h
Ergonomic Features: A, B, C, D, E, G, H, M, N, S (page 48) - Shown in Jenny (JN02 Grade 3).

Weev

Features



Breathable mesh back with built-in lumbar support.



Arms are height adjustable and feature a 'sliding armcap' that can be moved to provide better support (GL).



Left to right: Weev 2221-3 Mesh Medium Back Multi-Tilter shown in Urban, Beach Day (UR15). 2221-4 Mesh Medium Back Tilter shown in Urban, Black Coal (UR22). 2221-3 Mesh Medium Back Multi-Tilter shown in Urban, Granite Rock (UR20).

2221-3
Mesh Medium Back Multi-Tilter
\$601

25w x 24d x 39h
Ergonomic Features: A, B, C, F, G, H, M, N, Q, S (page 48) - Shown in Urban (UR15 Grade 3).

2221-4
Mesh Medium Back Tilter
\$513

25w x 24d x 39.5h
Ergonomic Features: A, B, C, E, H, M, N, Q, S (page 48) - Shown in Urban (UR22 Grade 3).

ups GREENGUARD level 3

INSTOCK URBAN

Black Mesh

UR15 Beach Day

UR20 Granite Rock

UR22 Black Coal

lightning ^{2 DAY}

In addition to this product being INstock and available now, you can customize many models in this series and have it shipped in as little as 2 business days! Listed are the model numbers available. See page 74-79 for fabric offering.

2Day Lightning Models - Alero

1960LM-3 1961-3 1961LM-3 1961-4 1961-5 1961-6


2Day Lightning is available in Black mesh only



2Day Lightning Models - Weev

2220-3 2220-4 2220-8 2221-3 2221-4 2221-8

2Day Lightning is available in Black mesh only



lightning ^{2 DAY}

In addition to this product being INstock and available now, you can customize many models in this series and have it shipped in as little as 2 business days! Listed are the model numbers available. See page 74-79 for fabric offering.

A better workday.

Vion
Designed by Zoey Chu

Features



Breathable mesh back.



Seat slider mechanism.



Arms are height adjustable.



Arms are width adjustable for added comfort.



Left to right: Vion 6321-8 Mesh High Back Weight Sensing Synchro-Tilter shown in Rope Mesh (MS73) and Momentum Free, Pearl (FR72). 6322-8C Mesh Medium Back Weight Sensing Synchro-Tilter with fixed arms (C) shown in Stone Mesh (MS71) and Momentum Free, Platinum (FR73). 6322-3 Mesh Medium Back Tilter shown in Natural Mesh (MS74) and Momentum Free, Pearl (FR72).



UR22 Black Coal

MS69 Black Mesh



6321-8
Mesh High Back Weight Sensing Synchro-Tilter
*670

25.5w x 24d x 40h
Ergonomic Features:
A, B, C, E, G, H, M, N, Q, S (page 48) - Shown in Urban (UR22 Grade 3).



6322-8
Mesh Medium Back Weight Sensing Synchro-Tilter
*635

25.5w x 24d x 38h
Ergonomic Features:
A, B, C, E, G, H, M, N, Q, S (page 48) - Shown in Urban (UR22 Grade 3).



6321-4(C)
Mesh High Back Tilter with Fixed Arms (C)
*600

25.5w x 24d x 39.25h
Ergonomic Features:
A, B, C, E, H, M, N, Q, S (page 48) - Shown in Urban (UR22 Grade 3).



6321-8 High Back Weight Sensing Synchro-Tilter
Shown in Vue Mesh, Coal Black (VU19) and Urban, Black Coal (UR22).



6321-4(C) High Back Tilter
Shown in Vue Mesh, Coal Black (VU19) and Urban, Black Coal (UR22).

2Day Lightning Models - Vion

| | | | | | | |
|--------|----------|----------|--------|--------|--------|--------|
| 6321-0 | 6321-3 | 6321-4 | 6321-8 | 6322-0 | 6322-3 | 6322-4 |
| 6322-8 | TS6321-3 | TS6322-3 | | | | |

2Day Lightning is available in 5 mesh colors



lightning ^{2 DAY}

In addition to this product being INstock and available now, you can customize many models in this series and have it shipped in as little as 2 business days! Listed are the model numbers available. See page 74-79 for fabric offering.

Roma

Features



Breathable mesh back provides excellent comfort and support.



Armrests feature a durable, self-skinned urethane (SSU) pad.



Left to right: Roma 1899 Mesh Back Nesting Armchair shown in Roma Mesh, Midnight Black (MB) with Match, Black (MT32). 1906 Mesh Medium Back shown in Roma Mesh, Midnight Black (MB) with Match, Black (MT32).

INSTOCK URBAN

UR22 Black Coal

Roma Midnight Black Mesh (MB)

ups GREENGUARD level 3

| | |
|---|--|
|  <p>1906 Mesh Medium Back \$640</p> <p>25.5w x 23.5d x 38h Ergonomic Features: A, G, M, N (page 48) - Shown in Urban (UR22 Grade 3).</p> |  <p>1899 Mesh Back Nesting Armchair \$518</p> <p>24.5w x 23.5d x 36h Ergonomic Features: G, M, N (page 48) - Shown in Urban (UR22 Grade 3).</p> |
|---|--|

lightning ^{2 DAY}

In addition to this product being INstock and available now, you can customize many models in this series and have it shipped in as little as 2 business days! Listed are the model numbers available. See page 74-79 for fabric offering.

2Day Lightning Models - Roma

1901 1906 1906RA 1899

2Day Lightning is available in Black mesh only



Midnight Black (MB)

Graphic

Designed by Zoey Chu

Features





Armrests slide forward and back.



Arms move up and down and slide away from seat (WA) by up to 2" to accommodate larger users.



Left to right: Graphic 2738MB Mesh Medium Posture Back shown in Replay, Coal (RP34). 2736MB Mesh Medium Posture Back - armless shown in Replay, Coal (RP34). 2738MB Mesh Medium Posture Back shown in Replay, Coal (RP34).

| | |
|---|---|
|  <p>2738MB Mesh Medium Posture Back \$629</p> <p>25w x 24d x 36h Ergonomic Features: A, G, C, H, M, N, Q (page 48) - Shown in Replay (RP34 Grade 4).</p> |  <p>2736MB Mesh Medium Posture Back - Armless \$574</p> <p>20w x 24d x 36h Ergonomic Features: A, G, C, M, N (page 48) - Shown in Replay (RP34 Grade 4).</p> |
|---|---|

ups GREENGUARD level 3

INSTOCK REPLAY

RP34 Coal

Black Mesh

2Day Lightning Models - Graphic

2736MB 2737 2738MB 2739

2Day Lightning is available in Black mesh only



Black

lightning ^{2 DAY}

In addition to this product being INstock and available now, you can customize many models in this series and have it shipped in as little as 2 business days! Listed are the model numbers available. See page 74-79 for fabric offering.

Long lasting ergonomic comfort and support.

Tye

Features



Breathable Mesh back provides excellent comfort and support.



Standard Height Adjustable "T" arms.



Left to right: Tye 1953 Armchair shown in Jenny Slate (JN03) with Black Mesh. 1950-4 Mesh High Back Tilter shown in Jenny, Admiral (JN08) and Black Mesh.



JN02 Ebony



550 Black



1950-4
Mesh High Back Tilter
\$591

24.5w x 26d x 45.5h
Ergonomic Features: A, C, E, H, M, N (page 48)
- Shown in Jenny (JN02 Grade 3) and Black Mock Leather (550 Grade 7).



1951-4
Mesh Medium Back Tilter
\$566

25w x 26d x 41h
Ergonomic Features: A, C, E, H, M, N (page 48)
- Shown in Jenny (JN02 Grade 3) and Black Mock Leather (550 Grade 7).



1953
Armchair
\$438

4.5w x 23d x 36h
Ergonomic Features: M, N (page 48) Shown in Jenny (JN02 Grade 3) and Black Mock Leather (550 Grade 7).



1922-6
Mesh Low Back Task Drafting Chair
\$587

25w x 26d x 44.5h
Ergonomic Features: C, E, M, N (page 48) - Shown in Jenny (JN02 Grade 3) and Black Mock Leather (550 Grade 7).



1924-6
Mesh Low Back Task Drafting Chair - Armless
\$516

25w x 26d x 44.5h
Ergonomic Features: C, E, G, M (page 48) - Shown in Jenny (JN02 Grade 3) and Black Mock Leather (550 Grade 7).



1950-4 High Back Tilter
Shown in Jenny, Ebony (JN02) seat and Mock Leather, Black (550).



1924-6 Low Back Task Drafting Chair - Armless
Shown in Jenny, Ebony (JN02) seat and Mock Leather, Black (550).

2Day Lightning Models - Tye

| | | | | | |
|--------|--------|--------|--------|--------|--------|
| 1922-6 | 1924-6 | 1950-1 | 1950-3 | 1950-4 | 1951-1 |
| 1951-3 | 1951-4 | | | | |

2Day Lightning is available in Black mesh only



Black

lightning ^{2 DAY}

In addition to this product being INstock and available now, you can customize many models in this series and have it shipped in as little as 2 business days! Listed are the model numbers available. See page 74-79 for fabric offering.

Malaga

Aspen

Features



Ratchet back provides a smooth 2.5" height adjustment for effortless adjustability.



Adjustable seat depth allows seat to move forward and backward 2".



Left to right: Malaga 3140-0 High Back Synchro-Tilter with back angle adjustment shown in Designtex Vivid, Mulberry (VC01). 3140-3 High Back Multi-Tilter shown in Designtex Chromatic, Navy (CT85). 3141-3 Low Back Multi-Tilter in Designtex Vivid, Mulberry (VC01).



S110 Black



S111 Graphite



3140-3
High Back Multi-Tilter
\$972

26w x 25d x 41h
Ergonomic Features: A, B, C, D, E, F, G, H, M, N, Q, S (page 48) - Shown in Sprinkle (S111 Grade 3).



3141-3
Low Back Multi-Tilter
\$887

26w x 24d x 37h
Ergonomic Features: A, B, C, D, E, F, G, H, M, N, Q, S (page 48) - Shown in Sprinkle (S111 Grade 3).

lightning ^{2 DAY}

In addition to this product being INstock and available now, you can customize many models in this series and have it shipped in as little as 2 business days! Listed are the model numbers available. See page 74-79 for fabric offering.

2Day Lightning Models - Malaga

3140-0 3140-3 3141-0 3141-3



Left to right: Aspen 2852LM-3 Medium Back Multi-Tilter shown in Leather/Mock Leather, Graphite (477/577). 2850LM-3 Extended Back Multi-Tilter shown in Leather/Mock Leather, Chamois (459/559). 2851LM-3 High Back Multi-Tilter shown in Leather/Mock Leather, Latte (471/571).



2851-3
High Back Multi-Tilter
\$918

25w x 24d x 41h
Ergonomic Features: A, B, C, D, E, F, G, H, M, N, S (page 48) - Shown in Jenny (JN11 Grade 3).



2852-3
Medium Back Multi-Tilter
\$892

25w x 24d x 37h
Ergonomic Features: A, B, C, D, E, F, G, H, M, N, S (page 48) - Shown in Jenny (JN11 Grade 3).

Features



Back height adjustment enables the user to position the lumbar support to their personal preference.



Arms feature a sliding armcap to provide support for all body sizes and proportions.



JN11 Charcoal

lightning ^{2 DAY}

In addition to this product being INstock and available now, you can customize many models in this series and have it shipped in as little as 2 business days! Listed are the model numbers available. See page 74-79 for fabric offering.


2Day Lightning Models - Aspen

2851-3 2851LM-3 2852-3 2852LM-3

Features



Multi-depth mechanism standard.



Waterfall edge arms are height and width adjustable.



Left to right: Mallorca 2781-3 Medium Back Multi-Tilter shown in Imprint, Candy Apple (IM74). 2780-3 High Back Multi-Tilter shown in Imprint, Candy Apple (IM74). 2780-3 High Back Multi-Tilter shown in Imprint, Green Tea (IM77).



PB09 Asphalt



2780-3
High Back Multi-Tilter
\$864

25w x 26d x 41.5h
Ergonomic Features: A, B, C, D, E, F, G, H, M, N, Q, S (page 48) - Shown in Pebbles (PB09 Grade 3).



2781-3
Medium Back Multi-Tilter
\$809

25w x 26d x 37.5h
Ergonomic Features: A, B, C, D, E, F, G, H, M, N, Q, S (page 48) - Shown in Pebbles (PB09 Grade 3).



Left to right: Synopsis 5091-4 Medium Back Tilter shown in Urban, Beach Day (UR15). 5081-3 Medium Back Multi-Tilter shown in Urban, Boardwalk (UR16). 5090-4 High Back Tilter shown in Urban, Boardwalk (UR16).



5080-3
High Back Multi-Tilter
\$809

24w x 25d x 46h
Ergonomic Features: A, B, C, D, E, F, G, H, M, N, Q, S (page 48) - Shown in Urban (UR15 Grade 3).



5081-3
Medium Back Multi-Tilter
\$732

24w x 25d x 37h
Ergonomic Features: A, B, C, D, E, F, G, H, M, N, Q, S (page 48) - Shown in Urban (UR15 Grade 3).

see page 30 for additional Synopsis models.

Features



Arms are height and width adjustable.



Compound curved back.



UR15 Beach Day



UR20 Granite Rock



UR22 Black Coal

2Day Lightning Models - Synopsis

5080-3 5080LM-3 5081-3 5081LM-3 5090-4 5090LM-4
5091-4 5091LM-4

lightning ^{2 DAY}

In addition to this product being INstock and available now, you can customize many models in this series and have it shipped in as little as 2 business days! Listed are the model numbers available. See page 74-79 for fabric offering.

Value + comfort.

Truform + Truform TS

Features



Ratchet back allows the seat back height and lumbar support to be effortlessly adjusted.



Side activated seat slider allows the seat depth to be adjusted to suit the length of your legs.



Height adjustable arms can be raised or lowered at the touch of a button.



Width adjustable arms provide up to 2" of arm width adjustment on each side of the seat.



Left to right: Truform S5458-6 Medium Back Heavy Duty Drafting Chair shown in Momentum Kinney, Valentine (KI30). Foli Height Adjustable Tables (page 58) shown in Winter Cherry (WCR). 9336P-3F1H Lateral Files (page 64) shown in Light Grey (LGR).



JN02 Ebony



5450-3
High Back Multi-Tilter
\$649



TS5450-3
High Back Multi-Tilter
Heavy Duty - Not Shown
\$761

26w x 25d x 42h
Ergonomic Features: A, B, C, D, E, G, H, M, N, Q, S (page 48) - Shown in Jenny (JN02 Grade 3).

5450-8
High Back Weight
Sensing Synchro-Tilter
\$649

26w x 25d x 41.5h
Ergonomic Features: A, B, C, D, E, H, L, M, N, Q (page 48) - Shown in Jenny (JN02 Grade 3).



S5458-6
Medium Back Heavy
Duty Drafting Chair
\$903

20w x 25d x 43h
Ergonomic Features: A, B, C, J, M, N (page 48) - Shown in Jenny (JN02 Grade 3).



5451-3
Medium Back Multi-Tilter
\$622



TS5451-3
Medium Back Multi-Tilter
Heavy Duty - Not Shown
\$734

26w x 25d x 42h
Ergonomic Features: A, B, C, D, E, G, H, M, N, Q, S (page 48) - Shown in Jenny (JN02 Grade 3).

5451-8
Medium Back Weight
Sensing Synchro-Tilter
\$622

26w x 25d x 41.5h
Ergonomic Features: A, B, C, D, E, H, L, M, N, Q (page 48) - Shown in Jenny (JN02 Grade 3).



5450-8 High Back Weight Sensing Synchro-Tilter
Shown in Jenny, Ebony (JN02).



5450-8 High Back Weight Sensing Synchro-Tilter
Shown in Jenny, Ebony (JN02).

2Day Lightning Models - Truform + Truform TS

| | | | | | |
|----------|----------|--------|--------|---------|---------|
| 5450-0 | 5450-3 | 5450-4 | 5450-8 | 5451-0 | 5451-3 |
| 5451-4 | 5451-8 | 5457-6 | 5458-6 | S5457-6 | S5458-6 |
| TS5450-3 | TS5451-3 | | | | |

lightning ^{2 DAY}

In addition to this product being INstock and available now, you can customize many models in this series and have it shipped in as little as 2 business days! Listed are the model numbers available. See page 74-79 for fabric offering.

Granada

Features



Adjustable seat slider (MD) is standard to accommodate leg length.



Height adjustable "T" arms (3N) are standard.



All Granada models feature contoured seats with waterfall edges.



Back height adjustment is standard.



Left to right: Granada 3217 High Back Multi-Tilter shown in Sprinkle, Sapphire (S016). 3212 Low Back Multi-Tilter shown in Sprinkle, Graphite (S111). 3212 Low Back Multi-Tilter shown in Sprinkle, Sapphire (S106).



S106 Sapphire



S110 Black



S111 Graphite



3217
High Back Multi-Tilter
\$775

26w x 23d x 43h
Ergonomic Features: A, B, C, D, E, F, G, H, M, N, Q, S (page 48) - Shown in Sprinkle (S111 Grade 3).



3212
Low Back Multi-Tilter
\$690


26w x 24d x 40h
Ergonomic Features: A, B, C, D, E, F, G, H, M, N, Q, S (page 48) - Shown in Sprinkle (S106 Grade 3).



Supra X

Designed by Zooey Chu

Features



Adjustable lumbar support levers on the back of each model.



Adjustable height, forward swept arms with kidney shaped urethane armcaps (SC) are standard.



Left to right: Supra X 5336-3 Medium Back Multi-Tilter shown in Designtex Vivid, Citrus (VD02). 5333-3 High Back Multi-Tilter shown in Momentum Amuse, Alloy (AU50). 5339-6 Armless Drafting Chair shown in Designtex Vivid, Citrus (VD02).



5336-3
Medium Back Multi-Tilter
\$621

26w x 26.5d x 37.5h
Ergonomic Features: A, B, C, D, E, G, H, M, N, Q, S (page 48) - Shown in Sprinkle (S111 Grade 3).



see page 31 for Supra models.



S106 Sapphire



S110 Black



S111 Graphite



2Day Lightning Models - Supra X

5333-3 5336-1 5336-3 5337-6 5338-6 5339-6

lightning ^{2 DAY}

In addition to this product being INstock and available now, you can customize many models in this series and have it shipped in as little as 2 business days! Listed are the model numbers available. See page 74-79 for fabric offering.

Engineered for maximum comfort.

Goal

Features



Standard height adjustable arms (3N).



Width adjustable arms (WA).



Left to right: Goal 2237-5 Low Back Operator in Inprint, Ocean (IM75). 2236-6 Drafting Chair - Armless in Inprint, Ocean (IM75). 2237-3 Low Back Multi-Tilter in Momentum Via, Pristine (VA60)

INSTOCK
PEBBLES



PB04 Stone



PB08 Ocean



PB09 Asphalt



2237-3
Low Back Multi-Tilter
\$514

25w x 22.5d x 36h
Ergonomic Features: A, B, C, D, F, G, H, N, S (page 48) - Shown in Pebbles (PB09 Grade 3).



2237-5
Low Back Operator
\$404

25w x 22.5d x 36h
Ergonomic Features: C, D, F, G, H, N (page 48) - Shown in Pebbles (PB09 Grade 3).



2237-6
Low Back Task
\$336

25w x 24.5d x 39h
Ergonomic Features: C, D, E, H, N (page 48) - Shown in Pebbles (PB09 Grade 3).



2239-6
Low Back Task - Armless
\$259

20.5w x 24.5d x 39h
Ergonomic Features: C, D, E, H, N (page 48) - Shown in Pebbles (PB09 Grade 3).



2236-6
Drafting Chair - Armless
\$384

20.5w x 24.5d x 48h
Ergonomic Features: C, D, E, N (page 48) - Shown in Pebbles (PB09 Grade 3).



2237-5 Low Back Operator Shown in Pebbles, Ocean (PB08).



2237-5 Low Back Operator Shown in Pebbles, Ocean (PB08).


2Day Lightning Models - Goal

2235-5 2236-6 2237-3 2237-5 2237-6 2239-6

lightning^{2 DAY}

In addition to this product being INstock and available now, you can customize many models in this series and have it shipped in as little as 2 business days! Listed are the model numbers available. See page 74-79 for fabric offering.

Features



Graham features an impact resistant outer back shell in Black.



Height adjustable curved "T" arms (3N) are standard.



Left to right: Graham 3144 Low Back Ergo-Tilter shown in Momentum Expo, Lemon (EX23).

INSTOCK
PEBBLES

PB04 Stone
PB09 Asphalt

3144
Low Back Ergo-Tilter
\$513

25w x 26d x 37.5h
Ergonomic Features: A, B, C, D, G, H, M, N, S (page 48) Shown in Pebbles (PB04 Grade 3).



Tye 1922-6
Mesh Low Back Task Drafting Chair
\$587

25w x 26d x 44.5h
Ergonomic Features: C, E, M, N (page 48) - Shown in Jenny (JN02 Grade 3) and Black Mock Leather (550 Grade 7).

see pages 14-15 for additional Tye models.



Tye 1924-6
Mesh Low Back Task Drafting Chair - Armless
\$516

25w x 26d x 44.5h
Ergonomic Features: C, E, G, M (page 48) - Shown in Jenny (JN02 Grade 3) and Black Mock Leather (550 Grade 7).

see pages 14-15 for additional Tye models.



Truform S5458-6
Medium Back Heavy Duty Drafting Chair
\$903

26w x 25d x 43h
Ergonomic Features: A, B, C, J, M, N (page 48) - Shown in Jenny (JN02 Grade 3).

see pages 20-21 for additional Truform models.



Goal 2236-6
Drafting Chair - Armless
\$384

20.5w x 24.5d x 48h
Ergonomic Features: C, D, H, N (page 48) - Shown in Pebbles (PB04 Grade 3).

see pages 24-25 for additional Goal models.



Tye Stool
INSTOCK
JENNY/LEATHER



JN02 Ebony



550 Black

Goal Stool
INSTOCK
PEBBLES



PB04 Stone



PB08 Ocean



PB09 Asphalt

Truform Stool
INSTOCK
JENNY



JN02 Ebony

lightning ^{2 DAY}

In addition to this product being INstock and available now, you can customize many models in this series and have it shipped in as little as 2 business days! Listed are the model numbers available. See page 74-79 for fabric offering.

2Day Lightning Models - Graham

3144

drafting stool kits



Drafting Stool Kit 2241
Stool Kit with 6" extension tube
\$261

Kit contains Black four-spoked footrest with chrome outer ring, extension tube and Black 26.5" chair base. Casters not included.



Drafting Stool Kit 2243
Stool Kit with 10" gas cylinder
\$405

Kit contains Black four-spoked footrest with chrome outer ring, 10" pneumatic gas cylinder and Black 26.5" chair base. Casters not included.

Prestigious + refined.

Global Accord
Designed by Zoey Chu

Features



Sling style back with rolled and pleated details.



Polished aluminum arms with soft touch armrests.



Standard polished cast aluminum base.



Left to right: Global Accord 2671-2 Medium Back Knee-Tilter shown in Softhide, Onyx (SO47). 2670-2 High Back Knee-Tilter shown in Softhide, White Sand (SO45).



SO45 White Sand



SO47 Onyx



2670-4
High Back Tilter
\$925

25w x 25d x 44h
Ergonomic Features:
A, B, C, M, N, S (page 48) - Shown in Softhide (SO45 Grade 4).



2671-4
Medium Back Tilter
\$896

25w x 25d x 37h
Ergonomic Features:
A, B, C, M, N, S (page 48) - Shown in Softhide (SO45 Grade 4).



see page 4-5 for additional Global Accord models.



2670-4 High Back Tilter
Shown in Softhide, White Sand (SO45).



2671-4 Medium Back Tilter
Shown in Softhide, White Sand (SO45).

2Day Lightning Models - Global Accord

| | | | | | |
|--------|----------|--------|----------|--------|----------|
| 2670-2 | 2670LM-2 | 2670-4 | 2670LM-4 | 2671-2 | 2671LM-2 |
| 2671-4 | 2671LM-4 | 2672-6 | 2672LM-6 | | |

lightning ^{2 DAY}

In addition to this product being INstock and available now, you can customize many models in this series and have it shipped in as little as 2 business days! Listed are the model numbers available. See page 74-79 for fabric offering.

Synopsis

Designed by Zoey Chu

Features



Modern appearing fixed fiberglass reinforced nylon arms with rubberized self-skinned urethane armpads.



Compound curved back.



Left to right: Synopsis 5091-4 Medium Back Tilter shown in Urban, Beach Day (UR15). 5081-3 Medium Back Multi-Tilter shown in Urban, Boardwalk (UR16). 5090-4 High Back Tilter shown in Urban, Boardwalk (UR16).



UR15 Beach Day



UR20 Granite Rock



UR22 Black Coal



5090-4
High Back Tilter
\$504

24.5w x 26.5d x 43.5h
Ergonomic Features: A, B, C, M, N, Q, S (page 48) - Shown in Urban (UR15 Grade 3).



Granite Rock UR20



Black Coal UR22



5091-4
Medium Back Tilter
\$473

24.5w x 26.5d x 39.5h
Ergonomic Features: A, B, C, M, N, Q, S (page 48) - Shown in Urban (UR15 Grade 3).



Granite Rock UR20



Black Coal UR22

see page 19 for additional Synopsis models.

2Day Lightning Models - Synopsis

5080-3 5081LM-3 5081-3 5081LM-3 5090-4 5090LM-4
5091-4 5091LM-4

^{2 DAY}
lightning

In addition to this product being INstock and available now, you can customize many models in this series and have it shipped in as little as 2 business days! Listed are the model numbers available. See page 74-79 for fabric offering.

Supra

Designed by Zoey Chu

Features



Protective outer back is made from impact resistant polypropylene for additional durability.



Sculpted armcap made from durable self-skinned urethane.



Left to right: Supra X 5336-6 Medium Back Task shown in Sprinkle, Black (S110). Supra 5331-4 Medium Back Tilter shown in Sprinkle, Black (S110). 5330-4 High Back Tilter shown in Sprinkle, Sapphire (S106).



5330-4
High Back Tilter
\$487

26w x 27d x 42h
Ergonomic Features: A, B, C, M, N, S (page 48) - Shown in Sprinkle (S106 Grade 3).



5331-4
Medium Back Tilter
\$455

26w x 26d x 39h
Ergonomic Features: A, B, C, M, N, S (page 48) - Shown in Sprinkle (S111 Grade 3).

see page 23 for Supra X models.



5332
Armchair
\$379

25w x 25.5d x 36h
Ergonomic Features: M, N (page 48) Shown in Sprinkle (S106 Grade 3).



S106 Sapphire



S110 Black



S111 Graphite



2Day Lightning Models - Supra

5330-4-5 5330L-4-5 5331-4-5 5331L-4-5

^{2 DAY}
lightning

In addition to this product being INstock and available now, you can customize many models in this series and have it shipped in as little as 2 business days! Listed are the model numbers available. See page 74-79 for fabric offering.

Enterprise

Concorde

Features



Stylish molded black polyurethane curved arms.



Gently sculpted back and seat provide lateral and lumbar support.



Left to right: Enterprise 4560 High Back Tilter shown in Sprinkle, Graphite (S111). 4565 Armchair shown in Sprinkle, Black (S110). 4561 Low Back Tilter shown in Sprinkle, Sapphire (S106).



S106 Sapphire



S110 Black



S111 Graphite



4560
High Back Tilter
\$466

24.5w x 27d x 45h
Ergonomic Features: A, B, C, M, N, S (page 48) - Shown in Sprinkle (S111 Grade 3).



4561
Low Back Tilter
\$444

24.5w x 26.5d x 39h
Ergonomic Features: A, B, C, M, N, S (page 48) - Shown in Sprinkle (S111 Grade 3).



4565
Armchair
\$444

24.5w x 26.5d x 37h
Ergonomic Features: M, N (page 48) - Shown in Sprinkle (S110 Grade 3). Stocked in S110 Black only.



Left to right: Concorde 2424-18 Executive 24 Hr High Back Synchro-Tilter shown in Contract Leather, Black (D534). 2425 Executive 24 Hr Low Back Synchro-Tilter Deluxe in Contract Leather, Black (D534).

Features



Push button adjustment — simply push to activate control.



2424-18
Executive 24 Hr High Back Synchro-Tilter
\$2954

28.5w x 27d x 50h
Ergonomic Features: A, B, C, D, E, L, M, N, Q, T (page 48) - Shown in Contract Leather (D534 Grade 12).




D534 Black



Tilt Lock Adjustment



Seat Height Adjustment



Sliding Seat Adjustment



Back Height Adjustment

Features



Height adjustable arms (SC) with soft touch urethane armcaps on 4690LM-3.



Polished aluminum arms with a partial wrap around on 4696LM-4 and 4697LM-4.



Left to right: Softcurve 4690LM-3 High Back Multi-Tilter shown in Leather/Mock Leather, Black (450/550). 4696LM-4 High Back Tilter shown in Leather/Mock Leather, Black (450/550). 4697LM-4 Medium Back Tilter shown in Leather/Mock Leather, Black (450/550).



450 Black



4690LM-3
High Back Multi-Tilter
\$1117

26w x 27d x 45.5h
Ergonomic Features: A, B, C, F, G, H, M, N, S (page 48) Shown in Leather/Mock Leather (450/550 Grade 7).



4696LM-4
High Back Tilter
\$1056

25w x 28d x 43h
Ergonomic Features: A, B, C, M, N, S (page 48) - Shown in Leather/Mock Leather (450/550 Grade 7).



4697LM-4
Medium Back Tilter
\$995

25w x 26d x 37.5h
Ergonomic Features: A, B, C, M, N, S (page 48) - Shown in Leather/Mock Leather (450/550 Grade 7).



Left to right: Arturo 3991 Extended High Back Tilter shown in Leather/Mock Leather, Black (450/550). 3992 High Back Tilter shown in Leather/Mock Leather, Black (450/550).



3991
Extended High Back Tilter
\$1036

26w x 30.5d x 50h
Ergonomic Features: A, B, C, M, N, S (page 48) - Shown in Leather/Mock Leather (450/550 Grade 7).



3992
High Back Tilter
\$958

26w x 30d x 43h
Ergonomic Features: A, B, C, M, N, S (page 48) - Shown in Leather/Mock Leather (450/550 Grade 7).

Features



Executive headrest provides an additional 7" of head and neck support for executive applications.



Overstuffed, upholstered arms offer plush cushioning for extra comfort.



450 Black



Features



Fixed height, impact and scuff resistant curved arms with perforated leather pads are standard.



Perforated, breathable leather panels in the seat and back provide long-term comfort through better ventilation.



Left to right: Tamiri 4522 Armchair shown in Leather/Mock Leather, Black (450/550). 4526 High Back Tilter shown in Leather/Mock Leather, Black (450/550).

INSTOCK LEATHER

ups GREENGUARD level 3

450 Black



4526
High Back Tilter
\$648

25w x 27d x 45h
Ergonomic Features:
A, B, C, M, N, S (page 48) - Shown in Leather/Mock Leather (450/550 Grade 7).



4522
Armchair
\$508

25w x 26.5d x 37h
Ergonomic Features: M, N (page 48) Shown in Leather/Mock Leather (450/550 Grade 7).



4527
Low Back Tilter
\$566

25w x 26.5d x 39h
Ergonomic Features:
A, B, C, M, N, S (page 48) - Shown in Leather/Mock Leather (450/550 Grade 7).



Left to right: Arno 4003 High Back Tilter shown in Leather/Mock Leather, Black (450/550). 4004 Armchair shown in Leather/Mock Leather, Black (450/550).

Features



Standard plastic arm.



Perforated leather inserts.



4003
High Back Tilter
\$362

25w x 29d x 42h
Ergonomic Features:
A, B, C, N, S (page 48) Shown in Leather/Mock Leather (450/550 Grade 7).



4004
Armchair
\$362

24.5w x 26.5d x 36h
Ergonomic Features:
N, (page 48) - Shown in Leather/Mock Leather (450/550 Grade 7).

INSTOCK LEATHER

ups GREENGUARD level 3

450 Black

Easy to configure and stack.

Duet
Designed by Zoey Chu

Features



Fiberglass reinforced nylon arms on 6620.



1/2 inch diameter steel rod frame in chrome.



Decorative polypropylene back design.



Left to right: Duet 6621 Armless Chair shown in Latte Beige (LAB). 6621 Armless Chair shown in Platinum (PLT) with Princeton Table (page 59).

INSTOCK FINISHES



BLK Asphalt Night



IVC Ivory Clouds



PLT Platinum



6620
Armchair
\$234

25.5w x 22.75d x 33.25h
Shown in Asphalt Night (BLK).



6621
Armless Chair
\$166

20.75w x 23d x 33.25h
Shown in Platinum (PLT).



6624
Dolly
\$495

22.5w x 51d x 38.25h



6620 Armchair
Shown in Asphalt Night (BLK).



6621 Armless Chair
Shown in Platinum (PLT).

2Day Lightning Models - Duet

6620 6621 6624

2Day Lightning is available in 5 polypropylene colors



Asphalt Night (BLK)



Latte Beige (LAB)



Platinum (PLT)



Ivory Clouds (IVC)



Lip Smacker (LPS)

lightning ^{2 DAY}

In addition to this product being INstock and available now, you can customize many models in this series and have it shipped in as little as 2 business days! Listed are the model numbers available. See page 74-79 for fabric offering.

Transform any space into a great place.

Popcorn
Designed by Zoey Chu

Features



Handhold for ease of stacking.



Back cutout for easy cleaning.



Front to back: Popcorn 6710 Armchair shown in Platinum (PLT). 6711 Armless Chair shown in Lip Smacker (LPS). 6710 Armchair shown in Ivory Clouds (IVC). 6711 Armless Chair shown in Latte Beige (LAB). 6710 Armchair shown in Asphalt Night (BLK).



BLK Asphalt Night



IVC Ivory Clouds



PLT Platinum



6710
Armchair
\$220

24.5w x 23.5d x 32.5h
Shown in Ivory Clouds (IVC).



6711
Armless Chair
\$146

20w x 23.5d x 32.5h
Shown in Platinum (PLT).



6715
Dolly (shown with 6711 stacked)
\$495

21.375w x 31.75d x 18h

6716
Clear Glide (set of 2) - not shown
\$10



6710 Armchair
Shown in Ivory Clouds (IVC).



6711 Armless Chair
Shown in Ivory Clouds (IVC).

2Day Lightning Models - Popcorn

6710 6711 6715 6716

2Day Lightning is available in 5 polypropylene colors



Asphalt Night (BLK)



Latte Beige (LAB)



Platinum (PLT)



Ivory Clouds (IVC)



Lip Smacker (LPS)

lightning ^{2 DAY}

In addition to this product being INstock and available now, you can customize many models in this series and have it shipped in as little as 2 business days! Listed are the model numbers available. See page 74-79 for fabric offering.

Contemporary and affordable stacking chair.

Sonic

Features



Polypropylene arms on 6513.



Standard chrome four leg frame.




Decorative perforated back design.



Left to right: Sonic 6509MB Armless Stacking Chair with upholstered seat and mesh back shown in Momentum Amuse, Poppy (AU52) in Chrome (CH) finish. 6508 Armless Stacking Chair with polypropylene seat and back shown in Lipsmacker (LPS) in Black (BK) finish. 6511 Armless Stacking Chair with upholstered seat and back shown in Momentum Amuse, Poppy (AU52) in Tungsten (TU) finish.



BLK Asphalt Night



IVC Ivory Clouds



PLT Platinum



6508
Armless Stacking Chair
\$211

21.5w x 21.5d x 33h
Shown in Ivory Clouds (IVC).



6513
Stacking Armchair
\$257

23w x 21.5d x 33h
Shown in Platinum (PLT).



6508 Armless Stacking Chair
Shown in Ivory Clouds (IVC).



6513 Armchair
Shown in Platinum (PLT).

2Day Lightning Models - Sonic

| | | | | | |
|------|--------|--------|--------|--------|------|
| 6508 | 6508MB | 6517WS | 6509 | 6509MB | 6511 |
| 6513 | 6513MB | 6514 | 6514MB | 6515 | |

2Day Lightning is available in 5 polypropylene colors



Asphalt Night (BLK) Latte Beige (LAB) Platinum (PLT) Ivory Clouds (IVC) Lip Smacker (LPS)

lightning^{2 DAY}

In addition to this product being INstock and available now, you can customize many models in this series and have it shipped in as little as 2 business days! Listed are the model numbers available. See page 74-79 for fabric offering.

Comet

Features



Fiberglass reinforced nylon arms on 2171.



Standard powder coated black four leg base.



Left to right: Comet 2171 Stacking Armchair shown in Sprinkle, Black (S110). 2172 Armless Stacking Chair shown in Sprinkle, Black (S110).



S110 Black



2171
Stacking Armchair
\$228

23w x 22d x 32.5h
Ergonomic Features: M,
N (page 48) - Shown in
Sprinkle (S110 Grade 3).



2172
Armless Stacking Chair
\$172

19w x 22d x 32.5h
Ergonomic Features: M,
N (page 48) - Shown in
Sprinkle (S110 Grade 3).



Sidero

Designed by Zoey Chu

Features



Fiberglass reinforced nylon curved arm design.



Wall saver leg design.



Left to right: Sidero 6900 Armchair shown in Urban, Beach Day (UR15). 6901 Side Chair shown in Urban, Granite Rock (UR20). 6900 Armchair shown in Urban, Black Coal (UR22).



6900
Armchair
\$377

25.5w x 24d x 33h
Ergonomic Features: M,
N (page 48) - Shown in
Urban (UR15 Grade 3).



6901
Side Chair
\$340

21w x 24d x 33h
Ergonomic Features: M,
N (page 48) - Shown in
Urban (UR20 Grade 3).



UR15 Beach Day



UR20 Granite Rock



UR22 Black Coal



2Day Lightning Models - Sidero

6900 6901 2125WS

lightning ^{2 DAY}

In addition to this product being INstock and available now, you can customize many models in this series and have it shipped in as little as 2 business days! Listed are the model numbers available. See page 74-79 for fabric offering.

Timeless contemporary seating.

Citi

Features



Tungsten (TUN) legs.

INSTOCK
LEATHER/FINISH



450 Black



TUN Tungsten



Left to right: Citi 7875 Lounge Chair shown in Leather/Mock Leather, Black (450/550). 7889 Coffee Table with glass top shown in Black (BLK) (not stocked). 7885 End Table with laminate top shown in Black (BLK). 7876 Two Seat Sofa shown in Leather/Mock Leather, Black (450/550).



7875
Lounge Chair
\$974

30w x 31d x 30h
Shown in Black
(450/550)



7876
Two Seat Sofa
\$1316

50.5w x 31d x 30h
Shown in Black
(450/550)



7877
Three Seat Sofa
\$1656

72w x 31d x 30h
Shown in Black
(450/550)



7894
Three Seat Bench
\$1068

64.5w x 21.5d x 17h
Shown in Black
(450/550)



7885
End Table with
Laminate Top
\$531

24w x 20d x 20h
Shown in Black
laminate (BLK)





A TENSION ADJUSTMENT

Increase or decrease to match body weight. Allows you to rock comfortably, without heavy pushing, reducing muscle fatigue.



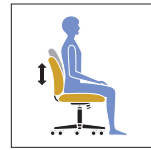
B CHAIR TILT LOCK

Lock the tilt movement in position(s) to accommodate your working posture. Allows you to lock your chair in a comfortable and supportive position. (can be either single position or infinite style).



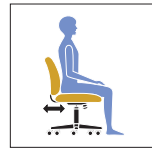
C SEAT HEIGHT

Raise or lower to allow your feet to rest flat on the floor. Avoids pressure under your thighs, easing blood flow.



D BACK HEIGHT

Raise or lower to position lumbar support in your lumbar area. Reduces likelihood of back pain.



E SEAT DEPTH

Change the depth of the seat to accommodate the length of your thighs. Keeps your back in contact with the backrest while avoiding pressure behind your knees.



F FORWARD SEAT ANGLE

Allows chair to tilt forward changing the angle of your thighs in relation to the floor. Helps reduce disc pressure during forward leaning tasks.



G BACK ANGLE

Adjust to change the angle of your torso in relation to your thighs. Helps reduce disc pressure and relaxes your back muscles.



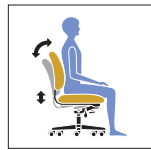
H ARM HEIGHT

Raise or lower to support your forearms. Reduces muscular effort in neck and shoulders, minimizing risk of pain.



J KNEE-TILT MOVEMENT

Chair tilts from a pivot point at the front of the seat, keeping your feet on floor as you rock. Maintains stability while enhancing blood flow.



L SYNCHRO-TILT MOVEMENT

Backrest reclines at a faster rate than the seat, increasing the angle between your torso and thighs. Enhances comfort and encourages dynamic body movement.



M WATERFALL SEAT EDGE

Reduces pressure at the back of the knee, contributing to good blood flow.



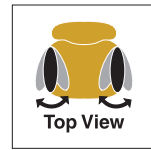
N PROPERLY CONTOURED CUSHIONS

Support the body effectively, allowing you to sit longer without discomfort.



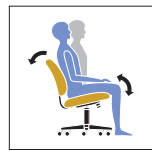
Q WIDTH ADJUSTABLE ARMS

Allows outward movement of armrests to match shoulder breadth. Ensures armrests properly support forearms, reducing muscular effort in neck and shoulders.



R ARM ROTATION

Rotate armcap to support your forearm in various positions. Reduces muscular effort in neck and shoulders, minimizing risk of pain.



S CENTER-TILT MOVEMENT

Chair tilts from a pivot point under the center of the seat allowing you to rock. When your feet are well supported, blood flow is enhanced.



T PUSH BUTTON

Push to activate control. Location within reach increases your adjustment. Promotes good posture as you move to various positions.



The Global Group firmly believes ergonomics plays a vital role contributing to health and wellness in today's diverse workplace and that it is an integral part of corporate success.

In support of this belief, Global:

Became the first Corporate Member of the Association of Canadian Ergonomists (ACE) in 2001. ACE is the voice of ergonomics in Canada and believes that high quality ergonomics is good for business and good for people. On an on-going basis Global partners with ACE to contribute to the development and promotion of ergonomics in Canada.

Global employs a certified professional ergonomist who:

- Provides advice and guidance to The Global Group throughout product life cycle.
- Serves as an ergonomics resource to client.

Global strives to design products that:

- Fit the intended users.
- Promote personal comfort and enhance performance while minimizing the risk of injury.
- Keep pace with the rapid development of technologies and quickly changing aspects of the workplace.

Global continually provides customers with up-to-date practical ergonomics information and educational opportunities.

Desks + Tables



DESKS + WORKSTATIONS

- Adaptabilities..... 54-55
- Genoa..... 56-57
- Productivity Solutions58
- Princeton..... 52-53

TABLES

- Folding.....59
- Foli Height Adjustable Tables..20, 58
- Laminate Boardroom..... 60-61
- Lite Lift II.....59
- Princeton.....38, 59

Bringing personal spaces to the center.

Princeton



Shown in Winter Cherry (WCR) and White (WHT) with Global Accord seating (page 28-29) in Softhide, Onyx (SO46).

INSTOCK COMPONENTS



PN3072DM
Freestanding Desk with Metal Legs
30d x 72w x 29h
\$950

PN2772CPL
27"H Credenza with Pull-Out Equipment Tray - Left
72w x 24d x 27h
\$1510

PN2772CPR
27"H Credenza with Pull-Out Equipment Tray - Right
72w x 24d x 27h
\$1510

see page 59 for additional Princeton models.

Features



Built-in lateral files blend in with the sleek overall design.



Sleek 1" x 2" metal frame leg in Tungsten (TUN) finish.



Handles and pulls in satin anodized finish standard on all credenza, pedestal drawers and cabinet doors.

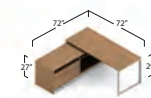


Pull-out equipment shelf for fax machines and printers keep things organized and clutter-free.

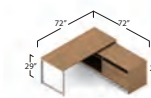


Shown in Winter Cherry (WCR) with Global Accord seating (page 28-29) in Softhide, Onyx (SO46).

INSTOCK SAMPLE LAYOUTS



Layout P1SL A (shown above)
1 [PN3072DM] 1 [PN2772CPR]
\$2,460



Layout P1SL B
1 [PN3072DM] 1 [PN2772CPR]
\$2,460



Layout P2SL A
1 [PN3072DM] 1 [PN2772CPL]
\$2,460



Layout P2SL B
1 [PN3072DM] 1 [PN2772CPL]
\$2,460



WCR Winter Cherry **WHT** White (PN3072DM only)

Offering an extensive range of components.

Adaptabilities



INSTOCK COMPONENTS



A3672DP
Double Pedestal Desk
72w x 36d x 29h
*1318



A2448FB
Flush Bridge
24w x 48d x 29h
*437



A3672SPL/R (left shown)
Single Pedestal Desk
72w x 36d x 29h
*1100



A2072CSL/R (left shown)
Single Pedestal Credenza
72w x 20d x 29h
*1012



A2448FL/R (left shown)
Flush Return
48w x 24d x 29h
*803



A72HOCB
Open Hutch
72w x 15d x 36h
*865



A2036LF
2 Drawer Lateral File
36w x 20d x 29h
*944



ADOOR72
Hutch Door Kit
17.75w x 15h
*317



ABC72
Bookcase
36w x 12d x 72h
*865

Features



Full progressive ball bearing suspension.



Lock is standard on all drawers and pedestals.

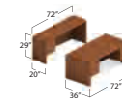


Black handles standard on all lateral files.



Shown in Avant Honey (AWH) with Synopsis seating (page 19, 30) in Momentum Expo, Sprout (EX24). Zooey Mesh guest seating not stocked.

INSTOCK SAMPLE LAYOUTS



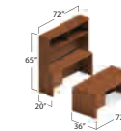
Layout A1SL
1 [A3672DP] 1 [A2072CSL]

*2,330



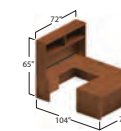
Layout A2SL
1 [A3672SPR] 1 [A2448FL]

*1,903



Layout A4SL
1 [A3672DP] 1 [A72HOCB] 1 [A2072CSL]

*3,195



Layout A5SL
1 [A3672SPR] 1 [A2448FB] 1 [A2072CSL] 1 [A72HOCB]

*3,414



AWH Avant Honey



INSTOCK COMPONENTS



G3672DP
Double Pedestal Desk
72W x 36D x 29H
\$973




G3060DP
Double Pedestal Desk
60W x 30D x 29H
\$772



G3060SPL/R (left shown)
Single Pedestal Desk
60W x 30D x 29H
\$682



G2445SPR
Single Pedestal Desk - right
45w x 24d x 29h
\$533



G2036LF
2 Drawer Lateral Files
36w x 20d x 29h
\$825



GHBC72
Bookcase
36w x 12d x 72h
\$866



G2066CK
Kneespace Credenza
66w x 20d x 29h
\$921



G2040FL/R (left shown)
Flush Return
40w x 20d x 29h
\$563



Shown in Quartered Mahogany (QTM) with Enterprise seating (page 31) in Sprinkle (S111).

Features



Genoa features top-over-panel construction and detailing on all components.

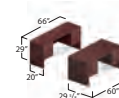


Box and file drawers have full extension progressive steel bearing slides for extra durability and support.



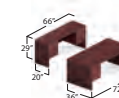
Shown in Dark Espresso (DES) with Mallorca seating (page 18) in Sprinkle (S111).

INSTOCK SAMPLE LAYOUTS



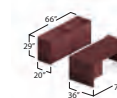
Layout G1SL
1 [G3060DP] 1 [G2066CK]

\$1,693



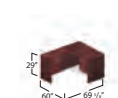
Layout G2SL
1 [G3672DP] 1 [G2066CK]

\$1,894



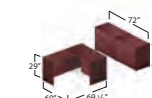
Layout G3SL
1 [G3672DP] 2 [G2036LF]

\$2,623



Layout G4SL (shown above)
1 [G3060SPR] 1 [G2040FL]

\$1,245



Layout G5SL (shown above)
1 [G3060SPR] 2 [G2036LF] 1 [G2040FL]

\$2,895



DES Dark Espresso



QTM Quartered Mahogany

Foli Height Adjustable Tables

Foli Sit-to-Stand Height Adjustable Tables allow you to move freely between sitting and standing without interrupting your work.



Encourages continuous body movement.

Revitalizes blood flow, boosts energy levels, reduces body stressors and fatigue.

Adapts to suit multiple body types and activities.

PHATES470
Height Adjustable Table Base
10 x 26.8h (must order top
separate)
\$1264

PHAT3072T
Height Adjustable Table Top
72w x 30d x 1h
\$392

PHAT3060T
Height Adjustable Table Top
60w x 30d x 1h
\$357



WHT White



WCR Winter Cherry

Productivity Solutions



KS20 - Laminate Pull-Out Keyboard Shelf - 20w x 11d x 3.5h - **DES** Dark Espresso
\$187



KS20 - Laminate Pull-Out Keyboard Shelf - 20w x 11d x 3.5h - **AWH** Avant Honey
\$187



KS20 - Laminate Pull-Out Keyboard Shelf - 20w x 11d x 3.5h - **QTM** Quartered Mahogany
\$187



W1518PDR (Available in Black only)
Pencil Drawer - 15w x 18d x 2.25h
\$192



CD20 - Center Drawer with laminate front - 20w x 18d x 3h
AWC Avant Cherry
\$150



CD20 - Center Drawer with laminate front - 20w x 18d x 3h
DES Dark Espresso
\$150



CD20 - Center Drawer with laminate front - 20w x 18d x 3h
AWH Avant Honey
\$150



CD20 - Center Drawer with laminate front - 20w x 18d x 3h
WCR Winter Cherry
\$150



CD20 - Center Drawer with laminate front - 20w x 18d x 3h
QTM Quartered Mahogany
\$150

Princeton Tables

Princeton Tables offer an affordable solution to boardroom tables.



see pages 52-53 for additional Princeton models.



PN363629
29" High Table
36d x 36w x 29h
\$827



PN723629
29" High Table
36d x 72w x 29h
\$1182



PN964829
29" High Table
48d x 96w x 29h
\$1706



PN1204829
29" High Table
48d x 120w x 29h
\$2273



WHT White

Folding Tables

Folding Tables have protective plastic corners, vinyl T-mold edging and a locking mechanism.



GNFFT3072*
Rectangular Folding Table
72w x 30d x 29h
\$172



W Walnut



GNFFT3072*
Rectangular Folding Table
72w x 30d x 29h
\$172



GRY Grey



FRT72B*
Lite-Lift II Folding Table
72w x 30d x 29.25h
\$259



Oyster Grey

*Price shown is FOB Global Distribution Center, not delivered pricing. All orders will be charged freight, except orders containing other Global products totaling \$2,000 list or more, before adding folding tables. Any inside delivery & set-up charge for these products must be quoted separately.

Meeting rooms and large boardrooms.



BOAT SHAPE LAMINATE MODELS



GCT10WBX2BU
10' Boat Shaped Table with matching Built-Up Self Edge
48d x 120w x 29h
*1422


GCT8WBXB
8' Boat Shaped Table with matching Built-Up Self Edge
48d x 96w x 29h
*1170

GCT6BXB
6' Boat Shaped Table with matching Built-Up Self Edge
36d x 72w x 29h
*898

BOAT SHAPE LAMINATE FEATURES



Boat Shaped Top



Built-Up Edge



Slab Base

RACETRACK LAMINATE MODELS



GRT10WABN
10' Racetrack Table with Black Bullnose Edge
48d x 120w x 29h
*1391


GRT8WABN
8' Racetrack Table with Black Bullnose Edge
48d x 96w x 29h
*1219

GRT6ABN
6' Racetrack Table with Black Bullnose Edge
36d x 72w x 29h
*1001

RACETRACK LAMINATE FEATURES



Racetrack Top



Bullnose Edge



Arched Base

ROUND TABLE LAMINATE MODEL



G42CH
42" Round Table with Cross Base and matching Self Edge
42dia x 29h
*568

Laminate Boardroom Tables



GRT8WABN shown in Quartered Mahogany (QTM) laminate with Roma seating (page 12) in Match, Black (MT32).

INSTOCK
FINISH



QTM Quartered Mahogany

Filing + Storage



- 1900 Plus Lateral65
- 1900 Series Pedestals67
- 2500 Vertical66
- 9300 Plus Lateral64
- File Buddy.....69
- G Series Pedestals.....67
- Storage Cabinets.....68

9300 Plus Lateral Files

Features



Ring binder storage in "B" type receding door openings.



Side to side EDP hanging data binder storage using two point suspension.



Front to back hanging bars for letter or legal files.



9336P-5F1H lateral files shown in Desert Putty (DPT) finish.



9336P-2F1H
36" Wide 2 Drawer Lateral File
36w x 18d x 27.125h
Shown in Desert Putty (DPT).
\$604*



9336P-3F1H
36" Wide 3 Drawer Lateral File
36w x 18d x 40.5h
Shown in Desert Putty (DPT).
\$803*



9336P-4F1H
36" Wide 4 Drawer Lateral File
36w x 18d x 54h
Shown in Desert Putty (DPT).
\$1009*



9336P-5F1H
36" Wide 5 Drawer Lateral File
36w x 18d x 65.25h
Shown in Desert Putty (DPT).
\$1271*

9342P-2F1H
42" Wide 2 Drawer Lateral File
42w x 18d x 27.125h
Not Shown
\$682*

9342P-3F1H
42" Wide 3 Drawer Lateral File
42w x 18d x 40.5h
Not Shown
\$890*

9342P-4F1H
42" Wide 4 Drawer Lateral File
42w x 18d x 54h
Not Shown
\$1151*

9342P-5F1H
42" Wide 5 Drawer Lateral File
42w x 18d x 65.25h
Not Shown
\$1433*

INSTOCK
FINISHES



BLK Black



DPT Desert Putty



LGR Light Grey


*Price does not include counterweight balance for lateral files.

1900 Plus Lateral Files


Features



Front to Back filing capability.



Hanging file storage in receding door openings (on 5 high models only).



Angled recessed full pull.



Shown left to right: 1936P-2F12 in Bone (F29) with Winter Cherry (WCR) top. 1936P-4F12 and 1936P-5F12 lateral files in Bone (F29) finish.



1936P-2F12
2 Drawer Lateral File
36w x 19.25d x 27.14h
Shown in Desert Putty (DPT).
\$595



1936P-4F12
4 Drawer Lateral File
36w x 19.25d x 51.89h
Shown in Desert Putty (DPT).
\$945



1936P-5F12
5 Drawer Lateral File
36w x 19.25d x 66.39h
Shown in Desert Putty (DPT).
\$1120

INSTOCK
FINISHES



BLK Black



DPT Desert Putty



LGR Light Grey

2500 Vertical Files

Pedestals

Features



High drawer sides accommodate hanging files.



Full adjustable and removable follower block is standard.



Optional field installable lock kit.



Shown left to right: 25-200, 25-250, 25-400, 25-450, 25-500 in Light Grey (LGR) finish.



25-200
25"D 2 Drawer Vertical File - Letter
15.15w x 25d x 29h
Shown in Desert Putty (DPT).
\$261

25-250
25"D 2 Drawer Vertical File - Legal
18.15w x 25d x 29h
Shown in Light Grey (LGR)
\$306



25-400
25"D 4 Drawer Vertical File - Letter
15.15w x 25d x 52h
Shown in Desert Putty (DPT).
\$350

25-450
25"D 4 Drawer Vertical File - Legal
18.15w x 25d x 52h
Shown in Light Grey (LGR).
\$402



25-500
25"D 5 Drawer Vertical File - Letter
15.15w x 25d x 64.25h
Shown in Desert Putty (DPT).
\$514



LK26
Field Installable Lock Kit
\$16

LK26-50
Field Installable Lock Kit
Pack of 50
\$645

INSTOCK
FINISHES



BLK Black



DPT Desert Putty



LGR Light Grey



Shown left to right: GWP-23FF, GWP-23FF, GWP-23BBF and GMP-23BBF in Light Grey (LGR) finish.



GWP-23BBF
Freestanding box/box/file pedestal
15w x 23d x 27.125h
Shown in Desert Putty (DPT).
\$411

GMP-23BBF
Mobile box/box/file pedestal
15w x 23d x 28h
Shown in Desert Putty (DPT).
\$458



GWP-23FF
Freestanding file/file pedestal
15w x 23d x 27.125h
Shown in Desert Putty (DPT).
\$411

GMP-23FF
Mobile file/file pedestal
15w x 23d x 28h
Shown in Desert Putty (DPT).
\$458

Features



Side to side legal conversion bars.



High drawer sides accommodate hanging files.



Pencil tray is standard in all top box drawers.



19FP23BBF
Box/Box/File Pedestal
15w x 22.625d x 27.625h
Shown in Desert Putty (DPT).
\$330



19FP23FF
File/File Pedestal
15w x 22.625d x 27.625h
Shown in Desert Putty (DPT).
\$330

INSTOCK
FINISHES



BLK Black



DPT Desert Putty



LGR Light Grey

Storage Cabinets

Features



One fixed shelf and three adjustable shelves.



9300 series cabinet doors open 180°.



Magnetic stops keep cabinet doors closed.



9336-S72L
Storage Cabinet
36w x 18d x 72h
Shown in Desert Putty (DPT).
\$516



9336-S72L (opened)
Shown in Light Grey (LGR).



9336P-S72L
Storage Cabinet (Looped Full Pull)
36w x 18d x 72h
Shown in Desert Putty (DPT).
\$516

INSTOCK
FINISHES



File Buddy



Shown left to right: 1105 in Silhouette, Sienna (SL28) and Silhouette, Acorn (SL21).

Features



Standard with C65 casters.



1105
Pneumatic Swivel Stool
14dia x 16.5Hh - 21.5h
Shown in Leatherite Vinyl
Black (70).
\$262

INSTOCK
LEATHERITE



70 Black



Reference



| | |
|-----------------------|-------|
| 2 Day Lightning | 74-79 |
| Certifications | 80 |
| Environment | 73 |
| Warranty | 72 |

Don't worry. We've got you covered.



Think Global. Think Green.



A LIFETIME OF VALUE THAT'S ALWAYS IN STYLE.

We have you covered so you can enjoy your purchase without worrying about future quality issues. Global warrants that all commercial products are free from defects in material and workmanship, for the life of the product, to the original purchaser. Global will repair or replace, at Global's option, as the sole remedy for any defect covered by the warranty.

WHAT'S COVERED UNDER THE GLOBAL LIFETIME WARRANTY?

Global's Lifetime Warranty covers manufacturer defects for seating, desks, tables, panels, metal storage and filing... everything you would need in a contract work environment covered for the life of the product.

NO WORRIES on plastic components, casters, glides, pneumatic cylinders, arm structures, arm caps and bases.

NO WORRIES on drawer slides, trays, locks, keys, metal legs and grommets.

NO WORRIES on panel frames, edges and work surfaces.

For complete details, visit the Global website and refer to the dedicated Warranty section.

Global has the products and resources to help your projects achieve LEED certification.

New technology allows us to reduce glue usage by 50%. In addition, our water based glue reduces emissions and requires less energy to apply.

Epoxy powder coating process is solvent free. No harmful VOC's or lead. No toxins are released into the atmosphere.

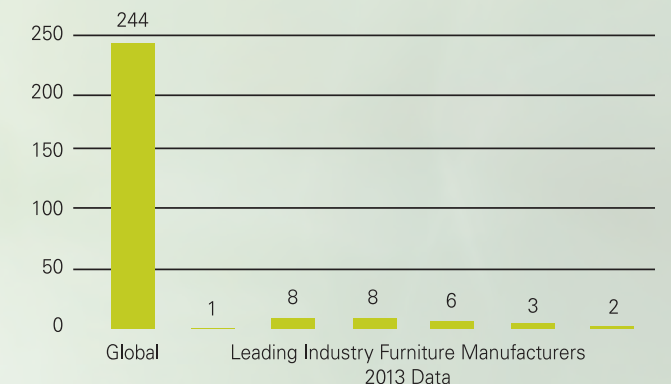
Global's recycled fabrics offer affordable, environmentally responsible alternatives to commercial textiles. We recycle 35,000 lbs. of fabric offcuts weekly.

THE ENVIRONMENT We believe now more than ever, that it is our responsibility to protect the environment and our precious natural resources for future generations. The growing importance of energy and environmental concerns continues to challenge us in this ever changing marketplace.

As an industry leader, Global continues to take proactive steps towards reducing the negative impacts on the environment. We are building "healthier" offices; investing in Research & Development and new technologies; reducing waste and the consumption of energy; and improving the quality of the air we breathe, all which can have a significant impact on our quality of life.

For more information please visit <http://www.globaltotaloffice.com/enviro/>

NUMBER OF SEATING SERIES CERTIFIED TO BIFMA LEVEL 3



Quick. Simple. Custom.

Meshing together nicely.



lightning^{2 DAY}

Global's new 2DAY LIGHTNING program offers many of our best selling models with your choice of our most popular textiles.

The 2DAY LIGHTNING program offers easy customization due to endless choices. Simple to order with no restrictions. And now even faster production and shipment.

Need quick, simple and custom? Think Global!



Big or small or anything in between.

Global offers solutions for every task.



Couture Neptune (CE75)

Synopsis – 8 models available



Match Green (MT27)

Obusforme Comfort – 4 models available



Designtex Chromatic Canary (CT86)

Global Accord – 10 models available



Imprint Paprika (IM81)

Aspen – 4 models available



Goal
6 models available



Graham
1 model available



Supra
4 models available



Supra X
6 models available



Truform
14 models available



Takori
3 models available



Granada Deluxe
4 models available



Malaga
4 models available

Multiple uses for multiple spaces.

Go ahead. Choose your model.



Duet – 6 models available

Caprice – 2 models available



Popcorn
4 models available



Sonic
21 models available



Roma Nester
1 model available



Sidero
3 models available



Zoma
3 models available

| Series | Model Numbers | Series | Model Numbers | Series | Model Numbers | Series | Model Numbers |
|---------------------------|---|--------------------------|--|--------------------|---|----------------|---|
| Alero | 1960LM-3 1961LM-3 1961-3 1961-4 1961-5 1961-6 | Graham | 3144 | Roma Nester | 1899 | Truform | 5450-0 5450-3 5450-4 5450-8 5451-0 5451-3 5451-4 5451-8 5457-6 5458-6 S5457-6 S5458-6 TS5450-3 TS5451-3 |
| Aspen | 2851-3 2851LM-3 2852-3 2852LM-3 | Granada Deluxe | 1170-3 1171-3 TS1170-3 TS1171-3 | Sidero | 2125WS 6900 6901 | Tye | 1922-6 1924-6 1950-1 1950-3 1950-4 1951-1 1951-3 1951-4 |
| Caprice | 3365 3365C | Graphic | 2736MB 2737 2738MB 2739 | Sonic | 6508 6508-1 6508MB 6508MB-1 6509 6509-1 6509MB 6509MB-1 6511 6511-1 6513 6513-1 6513MB 6513MB-1 6514 6514-1 6514MB 6514MB-1 6515 6515-1 6517WS | Vion | 6321-0 6321-3 6321-4 6321-8 6322-0 6322-3 6322-4 6322-8 6324 6325 TS6321-3 TS6322-3 |
| Duet | 6620-1 6620 6621 6621-1 6621-2 6624 | Loover | 2661-0 2661-3 2661-4 2661-8 2662-0 2662-3 2662-4 2662-8 | Supra | 5330-4 5 5330L-4 5 5331-4 5 5331L-4 5 | Weev | 2220-3 2220-4 2220-8 2221-3 2221-4 2221-8 |
| G20 | 6007 6007L | Malaga | 3140-0 3140-3 3141-0 3141-3 | Supra X | 5333-3 5336-1 5336-3 5337-6 5338-6 5339-6 | Zoma | 2125WS 6656 6657 |
| Global Accord | 2670-2 2670LM-2 2670-4 2670LM-4 2671-2 2671LM-2 2671-4 2671LM-4 2672-6 2672LM-6 | Obusforme Comfort | 1240-3 1241-3 TS1240-3 TS1241-3 | Synopsis | 5080-3 5080LM-3 5081-3 5081LM-3 5090-4 5090LM-4 5091-4 5091LM-4 | | |
| Global Accord Mesh | 2676-2 2676LM-2 2676-4 2676LM-4 2677-2 2677LM-2 2677-4 2677LM-4 2678-6 2678LM-6 | Popcorn | 6710 6711 6715 6716 | Takori | 6680-0 6680-3 6680-8 | | |
| Goal | 2235-6 2236-6 2237-3 2237-5 2237-6 2239-6 | Roma | 1901 1906 1906RA | Triumph | 3650-3 3651-3 | | |

Terms and Conditions

- Orders must clearly state, "2 Day Lightning" at the time of submittal
- Order "to ship timeframe" is 2 business days
- Program is limited to exact models within series listed above
- Program is limited to exact textile patterns listed and exact colorways carded
- Orders cannot be changed or cancelled after order acknowledgment
- Current Global list pricing applies at the time of order
- All eligible models are UPSable; Global reserves the right to ship "best way"
- Popcorn, Duet and Sonic models may be multiple packaged and shipped "best way"
- Orders must be clean with correct model numbers, options, textiles, correct pricing, etc., to apply
- Dealer must be in good standing and within terms for order to be processed without delay
- Orders received by 1pm (Eastern Standard Time, or 12pm Central Standard Time, or 10am Pacific Standard Time) will be accepted that day. Orders received after 1pm Eastern Standard Time will be processed the following business day.
- Program available in the 48 contiguous United States
- Orders to ship outside Global's distribution model; order shipment address can be to the dealer or end-user directly
- Standard model options listed under Optional Features section in the price list are available. Standard model options include aluminum bases, painted frame finishes, ballistic nylon backs, glide options and hard surface casters. Memory Foam as a standard option is not available (standard lead-times apply).



level™ certification, based on the ANSI/BIFMA e3-2010 furniture sustainability standard, sets furniture manufacturers on a path toward greater sustainability over time. Based on environmental and social criteria set forth in the standard, a product’s entire supply chain is assessed.

Certification assessment includes an evaluation of specific corporate policies and guidelines and an assessment of associated company manufacturing facilities. Products must meet quantifiable milestones of environmental and social performance at every step of development.

The quantitative assessment addresses four categories: material use, energy and atmosphere impacts, human and ecosystem health and social responsibility.

Manufacturers earn points in each of the four categories. The level™ brand and its numeric rating of 1, 2 or 3 indicate what threshold of certification a product has achieved. level™ 3 is the highest rating.



ISO 14001:2004 ISO 9001:2008

ISO (International Organization for Standardization) is the world’s largest developer and publisher of International Standards.

ISO 14001 is an international environmental management system which assures our customers that they are buying products from a company that cares about the environment, enhances the company’s image and saves money.

The Global Quality Management System is recognized by ISO through registration by the Canadian General Standards Board (CGSB) to ISO 9001:2008. This standard defines quality requirements from the design and development phase through to testing and delivery to the customer.



The GREENGUARD mark means that a product has been tested using stringent environmental chamber methods and found to meet GREENGUARD’s Indoor Air Quality Standards. GREENGUARD Certified Products are low emitting and contribute minimal levels of pollutants to indoor environment.

What customers will look for in Certified Products:

VOC emissions vs. VOC content

Has the product been tested in the last 12 months?

Has the product been proven to emit acceptable levels of VOC’s and formaldehyde?

Is the product readily available?

Is the product competitively priced?

Has the product received independent third-party certification?

Buildings are LEED certified

Products are GREENGUARD certified



Global (Hospitality) has recently become the only furniture manufacture to-date to be certified under the hospitality’s Green Key program. Global products can now contribute to a hotels operating and sustainable ratings, helping them garner higher eco-ratings.

The Green Key Eco-Rating Program is a graduated rating system designed to recognize hotels, motels and resorts that are committed to improving their environmental and fiscal performance.

Based on the results of a comprehensive environmental self-assessment, hoteliers are awarded a 1-5 Green Key rating and provided with guidance on how to “unlock” opportunities to reduce environmental impacts and operating costs through reduced utility consumption, employee training, and supply chain management.

SEATING

Alero..... 8

Arno 37

Arturo..... 35

Aspen..... 17

Citi..... 46-47

Comet..... 44

Concorde..... 33

Drafting Stool Kits 27

Duet..... 38-39

Enterprise..... 32

File Buddy..... 69

Global Accord..... 28-29

Global Accord Mesh 4-5

Goal..... 24-25, 27

Graham 26

Granada..... 22

Graphic..... 13

Loover..... 6-7

Malaga..... 16

Mallorca..... 18

Popcorn..... 40-41

Roma 12

Sidero..... 45

Softcurve..... 34

Sonic..... 42-43

Supra 31

Supra X..... 23

Synopsis..... 19, 30

Tamiri..... 36

Truform 20-21

Truform TS..... 20-21, 27

Tye..... 14-15, 27

Vion 10-11

Weev 9

DESKS + WORKSTATIONS

Adaptabilities 54-55

Genoa 56-57

Productivity Solutions..... 58

Princeton..... 52-53

TABLES

Folding..... 59

Foli Height Adjustable Tables..... 20, 58

Laminate Boardroom 60-61

Lite Lift II 59

Princeton..... 38, 59

FILING + STORAGE

1900 Plus Lateral 65

1900 Series Pedestals 67

2500 Vertical..... 66

9300 Plus Lateral 64

File Buddy..... 69

G Series Pedestals..... 67

Storage Cabinets..... 68

REFERENCE

2 Day Lightning 74-79

Certifications..... 80

Environment..... 73

Ergonomics 48-49

Warranty..... 72



Above: Global Accord Mesh 2676-4 High Back Tilter shown in Vue Mesh, Tidal Wave (VU16) and Momentum Lineup, Baltic (LI46) with Princeton Table (page 59).
Cover: Princeton Desking (page 52-53) shown in Winter Cherry (WCR) with Global Accord seating (page 28-29).



Global US Headquarters/Distribution Center
17 West Stow Road, P.O. Box 562
Marlton, New Jersey U.S.A. 08053
Tel (856) 596-3390 (800) 220-1900
Fax (856) 596-5684

Showrooms and Distribution Centers Throughout the United States

SHOWROOMS

Atlanta

10 10th Street, Suite 150
Atlanta, GA 30309
Tel (404) 879-0998
Fax (404) 879-9995

Boston

One Harbor Street, Suite 104
Boston, MA 02210
Tel (617) 406-5435 (800) 876-8980
Fax (617) 406-5438

Chicago

The Merchandise Mart
10th Floor, Suite 1035
Chicago, IL 60654
Tel (312) 755-0843
Fax (312) 755-0837

Detroit Area

25925 Telegraph Road
Suite 145
Southfield, MI 48034
Tel (248) 357-7211
Fax (248) 357-7241

Ft. Lauderdale

Las Olas City Centre
401 East Las Olas Blvd, Suite 230
Ft. Lauderdale, FL 33301
Tel (954) 763-2684 (800) 331-0529
Fax (954) 763-6870

New York City

386 Park Avenue South, 7th floor
New York, NY 10016
Tel (212) 545-9900 (888) 315-1301
Fax (212) 545-5826

Philadelphia Area

119 Greentree Road
Marlton, NJ 08053
Tel (856) 596-3390 (800) 220-1900
Fax (856) 596-4472

Phoenix

4675 East Cotton Center
Boulevard, Suite 165
Phoenix, AZ 85040
Tel (602) 426-0666 (602) 426-0777
Fax (602) 426-1148

St. Louis

5 Document Drive
St. Louis, MO 63114
Tel (314) 432-4463
Fax (314) 432-4471

Washington, DC

1130 Connecticut Avenue
10th Floor, Suite 1000
Washington, DC 20036
Tel (202) 659-0230 (202) 659-0236
Fax (202) 659-0306

SHOWROOMS + DISTRIBUTION CENTERS

Atlanta Area

2124 Evergreen Boulevard
Duluth, GA 30096
Tel (678) 602-4130 (800) 220-7328
Fax (678) 602-4136

Baltimore Area

Troy Hill Corporate Center
7030 Troy Hill Drive
Elkridge, MD 21075
Tel (410) 379-8021 (800) 863-7300
Fax (301) 362-9444

Boston Area

19 Connector Road, Unit 1
Andover, MA 01810
Tel (978) 470-8463 (800) 876-8980
Fax (978) 470-8920

Chicago Area

1879 Internationale Boulevard
Glendale Heights, IL 60139
Tel (630) 681-2818 (800) 866-6497
Fax (630) 681-1631

Cincinnati Area

8712 LeSaint Drive
Fairfield, OH 45014
Tel (513) 777-0009 (800) 552-3375
Fax (513) 777-5863

Dallas Area

2025 West Beltline Road, #100
Carrollton, TX 75006
Tel (972) 236-1366 (800) 929-2936
Fax (972) 236-1372

Denver Area

16401 East 33rd Drive, Suite 50
Aurora, CO 80011
Tel (303) 340-1617 (800) 275-6655
Fax (303) 340-1657

Ft. Lauderdale Area

560 Sawgrass Corporate Parkway
Sunrise, FL 33325
Tel (954) 846-8888 (800) 331-0529
Fax (954) 846-8110

Houston Area

7865 Northcourt Road,
Building D, Suite 200
Houston, TX 77040
Tel (713) 695-5777 (800) 935-6468
Fax (713) 695-5778

Los Angeles Area

12320 Bloomfield Avenue, Unit A
Santa Fe Springs, CA 90670
Tel (562) 484-9686 (800) 640-0301
Fax (562) 484-9685

Minneapolis Area

2000 Freeway Boulevard
Brooklyn Center, MN 55430
Tel (763) 560-8196 (800) 829-2153
Fax (763) 560-2098

New Orleans Area

901 South Labarre Road, Suite 201
Metairie, LA 70001
Tel (504) 834-6228 (800) 275-0663
Fax (504) 835-9638

Pittsburgh Area

380 Leetsdale Industrial Drive
Leetsdale, PA 15056
Tel (724) 385-1200 (800) 942-9999
Fax (724) 385-1207

San Antonio Area

6950 Alamo Downs Parkway, Ste. 100
San Antonio, TX 78238
Tel (210) 684-8450 (800) 683-4000
Fax (210) 684-3700

San Francisco Area

44091 Nobel Drive
Fremont, CA 94538
Tel (510) 897-4150 (888) 418-4800
Fax (510) 897-4156

Seattle Area

Oakesdale Commerce Center
820 Southwest 34th Street
Building W7, Suite A
Renton, WA 98057
Tel (425) 291-9282 (888) 218-2600
Fax (425) 291-9287

Kansas City Area

11617 West 81st Street
Lenexa, KS 66214
Tel (913) 310-9963 (800) 796-0770
Fax (913) 310-9976

Tampa Area

10351 Windhorst Road
Tampa, FL 33619
Tel (813) 621-6272 (877) 707-3966
Fax (813) 621-7958

